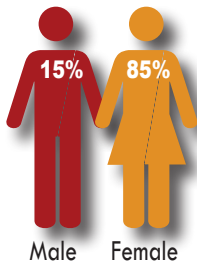


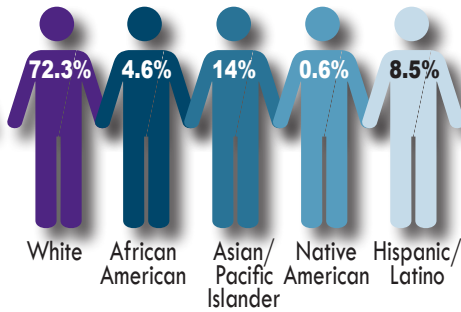
Washington State's Home Care Workers 2012

Demographic Characteristics

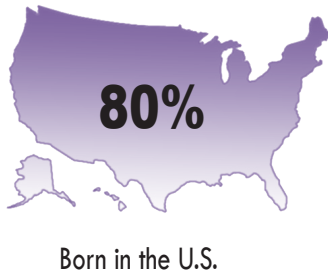
Gender



Race/Ethnicity¹



National Origin




Average Age

52 years old

50% of caregivers are over 55 years old


Education

Some college or advanced degree



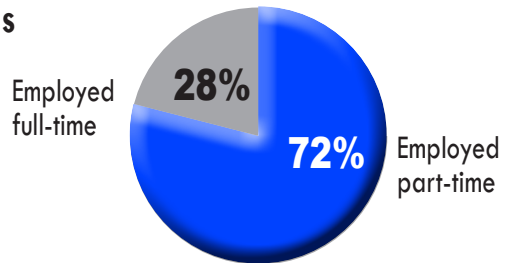
Employment and Income Characteristics

Reliance on Public Benefits

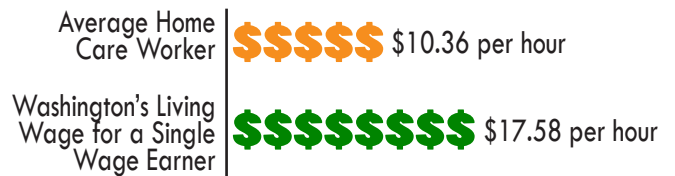


20% of home care workers rely on public assistance programs such as Medicaid, housing assistance, medical coupons, food stamps or Temporary Cash Assistance for Needy Families.

Employment Status



Average Hourly Wages



Health Insurance Status



Less than 31% of 775NW home care workers have health insurance through the SEIU Health Benefits Trust

Home care workers' spouses and dependents do not qualify for coverage under this insurance.

¹ In 2010, the makeup of Washington state's general population was 77.3% White, 11.2% Hispanic/Latino, 7.8% Asian/Pacific Islander, 1.5% American Indian/Native, and 3.6% African American/African.